



AFR30Q **L70** **327,000 Hours**
 EasyLED Aeroform Round Pole/Wall Mount



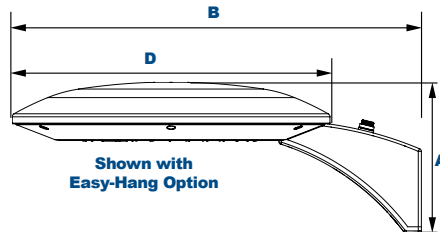
Shown with Pole/Wall Arm (Standard)



Shown with Mounting Arm Adaptor

Dimensions

Diameter (D)	18" (457mm)
Height (A)	8½" (217mm)
Length (B)	23¼" (589mm)



Shown with Easy-Hang Option

The AFR30Q Aeroform Architectural Round Pole or Wall Mount is available in Type II, III, IV or V distributions designed to replace HID lighting systems up to 400w MH or HPS. Typical area lighting applications include parking areas, walkways, and street lighting applications. Mounting heights of 12 to 30 feet can be used based on light level and uniformity requirements.

Specifications and Features:

Housing:

Die Cast and Sand Cast Aluminum Housing, Integral Heat Sinking. Photocell Adaptable.

Listing & Ratings:

CSA: Listed for Wet Locations, ANSI/UL 1598, 8750; IP66 Sealed LED Compartment.

Finish:

Black or Bronze Powdercoat Finish Over a Chromate Conversion Coating. Custom Colors Available Upon Request.

Lens:

Clear UV-Stabilized Polycarbonate Vandal-Resistant Array Lens with Integral Optics. Gasketed to Seal LED Array

Mounting:

Mounts to Round Poles or Walls with Included Arm or Optional Mounting Arm Adaptor for 2" Horizontal Mounting Arms.

EasyLED LED:

Aluminum Boards

Wattage:

37w Array: 37w, System: 41w; (70-150w HID Equivalent)
 65w Array: 65.3w, System: 72w; (150-250w HID Equivalent)
 100w Array: 100w, System: 111w; (150-250w HID Equivalent)
 140w Array: 139.9w, System: 156w; (250-400w HID Equivalent)

Driver:

Electronic Driver, 120-277V, 50/60Hz or 347-480V, 50/60Hz; Less Than 20% THD and PF>0.90. Standard Internal Surge Protection 6kV. 0-10V Dimming Standard for a Dimming Range of 100% to 10%; Dimming Source Current is 150 Microamps.

Controls:

Fixtures Ordered with Factory-Installed Photocell or Motion Sensor Controls are Internally Wired for Switching and/or 1-10V Dimming Within the Housing. Remote Direct Wired Interface of 1-10V Dimming is Not Implied and May Not Be Available, Please Consult Factory. Fixtures are Tested with LEPC Controls and May Not Function Properly With Controls Supplied By Others. Fixtures are NOT Designed for Use with Line Voltage Dimmers.

Warranty:

5-Year Warranty for -40°C to +50°C Environment.

See Page 4 for Projected Lumen Maintenance Table.

Order Information Example:

AFR30QF1X140U5KCBSP

AFR30Q					G				
Model	Optics	Wattage	Driver	CCT	Lens	Color	Mounting	Options	
AFR30Q= EasyLED Aeroform Round Pole/Wall Mount	B=Type II C=Type III D=Type IV F=Type V	1X37=37w 1X65=65w 1X100=100w 1X140=140w	U=120-277V H=347-480V	3K=3000K* 4K=4000K 5K=5000K *37 and 65w Only	C=Clear UV-Stabilized Polycarbonate Array Lens	Z=Bronze B=Black C=Custom (Consult Factory)	(Leave Blank)= Pole/Wall Arm MA=Mounting Arm Adaptor	SF=Single Fuse (120-277V Only) DF=Double Fuse (120-277V Only) SP=Surge Protection R3=3-Pin Twist Lock Photocell Receptacle R5=5-Pin Twist Lock Photocell Receptacle R7=7-Pin ANSI C136.41—2013 Twist Lock Photocell Receptacle S2=Microwave Sensor with Dimming for Mounting Heights of 8 to 40'. (120-277V Only) S4=Microwave On/Off Motion Sensor for Mounting Heights of 8' to 19', (120-277V Only) BU=Battery Backup, 90 Minutes (Up to 65w Max)	

Project Information:

Project Name: _____ Fixture Type: _____
 Complete Catalog #: _____ Date: _____
 Comments: _____

Certification & Listings:





Mounting Options:



AFR30 with Mounting Arm Adaptor (MA)

Die-Cast Adaptor for 2 3/8" Horizontal Mounting Arms, Powdercoat Finish, Includes Hardware.

Accessories & Replacement Parts:



Mounting Accessories (Order Separately, Field Installed)	
KH20RP*	Die-Cast Adaptor for 3" to 4" Round Poles, Powdercoat Finish.
*Specify Color: B=Black, Z=Bronze, C=Custom (Consult Factory)	

Accessories (Order Separately, Field Installed)	
P18131	Twist Lock Non-Shorting (Open) Cap Disconnects Service to Fixture for Temporary or Permanent Disabling (Fixture Always Off). IP65, 480V Maximum.
P18132	Twist Lock Shorting Cap Provides Fixed Service to Fixture (Fixture Always on). IP65, Rated Load 7200w Tungsten.
P18140	110-120VAC Instant Twist Lock Photocell
P18142	105-287VAC Instant Twist Lock Photocell
P18150	120VAC Time Delay Twist Lock Photocell
P18152	277VAC Time Delay Twist Lock Photocell
P18156	120-277VAC Universal Twist Lock Photocell
P18157	480VAC Time Delay Twist Lock Photocell. For 480V use only.

Replacement Parts (Order Separately, Field Installed)	
AF30MAB*	Pole Mounting Arm Adaptor Bracket, fits ALMAA Adaptor, Includes Hardware, Powdercoat Finish, Requires ALMAA Pole Mounting Arm Adaptor (Sold Separately)
ALMAA◇	Pole Mounting Arm Adaptor, Fits 2 3/8" Arm, Includes Hardware, Powdercoat Finish, Requires AF30MAB Bracket (Sold Separately)
P17117	Internal Microwave Sensor with Dimming for Mounting Heights of 8 to 40'. 120-277VAC, 50/60Hz
P17123	Internally Mounted Microwave On/Off Motion Sensor for Mounting Heights of 8' to 19', 120-277VAC, 50/60Hz
*Specify Color: B=Black, Z=Bronze, C=Custom (Consult Factory)	
◇Specify Color: Z=Bronze, C=Custom (Consult Factory)	

For Replacement Battery Backup, see the LEPG LED Battery Backup Specification Sheet.

EPA (Effective Projected Area)

Shown with Mounting Arm.

Configuration	EPA (Sq. Ft.)	Weight (Lbs.)
1	1.00	21 Lbs

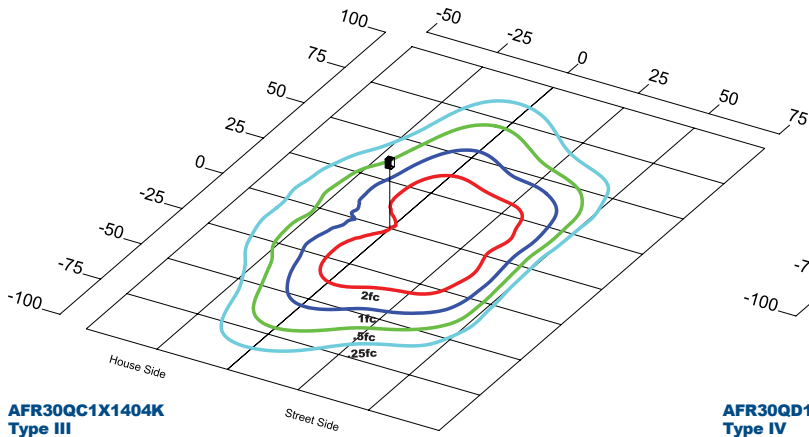
Configuration	EPA (Sq. Ft.)	Weight (Lbs.)
2@180° Mount	2.00	42 Lbs
2@90° Mount	1.36	42 Lbs

Configuration	EPA (Sq. Ft.)	Weight (Lbs.)
3@90° Mount	2.20	63 Lbs
3@120° Mount	2.00	63 Lbs

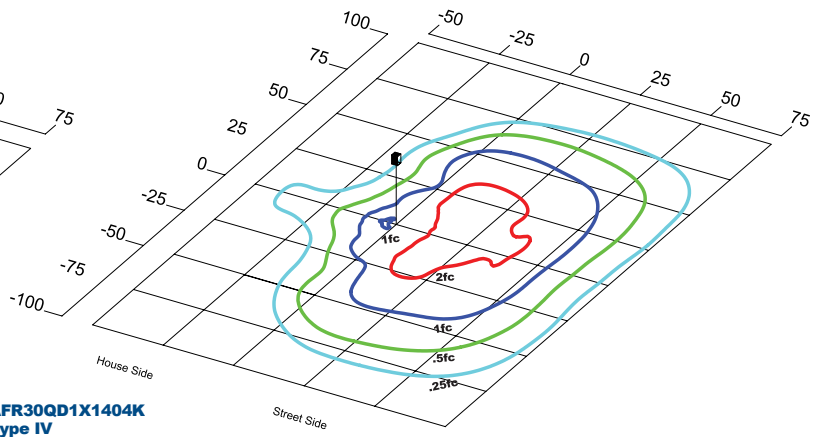
Configuration	EPA (Sq. Ft.)	Weight (Lbs.)
4@90° Mount	2.20	84 Lbs



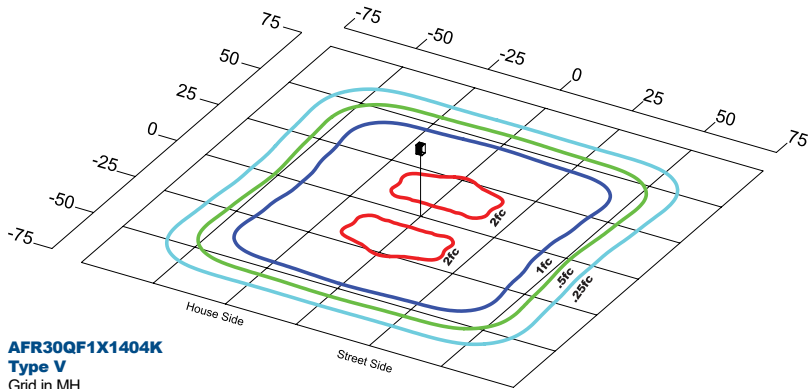
Photometric Data



AFR30QC1X1404K
Type III
 Grid in MH
 MH=25 Feet



AFR30QD1X1404K
Type IV
 Grid in MH
 MH=25 Feet



AFR30QF1X1404K
Type V
 Grid in MH
 MH=25 Feet



Photometric Performance

LED Board Watts	Drive Current (mA)	Input Watts	Optics	4000 CCT 70 CRI					
				Lumens	LPW	B	U	G	
EasyLED 37w	525	42	B Type II Clear	5,469	130	1	0	1	
			C Type III Clear	5,491	131	2	0	2	
			D Type IV Clear	5,010	119	1	0	2	
			F Type V Clear	5,495	131	3	0	1	
EasyLED 65w		74	B Type II Clear	9,608	130	2	0	2	
			C Type III Clear	9,646	130	3	0	3	
			D Type IV Clear	8,803	119	2	0	3	
			F Type V Clear	9,653	130	3	0	2	
EasyLED 100w		114	B Type II Clear	14,782	130	2	0	2	
			C Type III Clear	14,842	130	3	0	3	
			D Type IV Clear	13,543	119	3	0	3	
			F Type V Clear	14,851	130	4	0	2	
EasyLED 140w		159	B Type II Clear	20,694	130	3	0	3	
			C Type III Clear	20,777	131	3	0	3	
			D Type IV Clear	18,959	119	3	0	4	
			F Type V Clear	20,791	131	4	0	2	

Projected Lumen Maintenance

Data shown for 5000 CCT		Compare to MH				
TM-21-11	Input Watts	Initial	25,000 Hrs	50,000 Hrs	100,000 Hrs	Calculated LED Life
L70 Lumen Maintenance @ 25°C / 77°F	All wattages up to and including 159w	1.00	0.98	0.95	0.91	327,000
L70 Lumen Maintenance @ 50°C / 122°F		1.00	0.94	0.89	0.78	134,000
L80 Lumen Maintenance @ 40°C / 104°F		1.00	0.96	0.93	0.86	141,000

NOTES:
 1. Projected per IESNA TM-21-11. Data references the extrapolated performance projections for the 525mA base model in a 25°C ambient, based on 10,000 hours of LED testing per IESNA LM-80-08.
 2. Compare to MH box indicates suggested Light Loss Factor (LLF) to be used when comparing to Metal Halide (MH) systems.