



AmberLED Round Flat Bollards

L70
25°C **147,000 Hours**



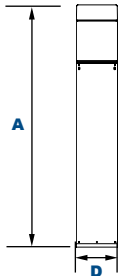
**IES Type III & V Glass
BOFG3Q & BOFG5Q**



**LED Cone Reflector
BOFRLQ**



**Louvers
BOFLQ**



Dimensions

Diameter (D)	7" (178mm)
Height (A)	41 1/8" (1,057mm)

AmberLED Bollards with choice of optics are designed to replace HID lighting systems up to 70w MH or HPS for wildlife or security applications requiring monochromatic AMBER light. LEDs operate between 585 and 595 nm, greater than 560nm required for wildlife protection. These fixtures are ideal for retail centers, industrial parks, schools and universities, public transit and airports, office buildings and medical facilities.

Specifications and Features:

Housing:

Extruded Aluminum Housing with Flush Mounting Base & Vandal-Resistant Screws, Flat Top, Internal Ballast Tray for Easy Maintenance. Bollards Can Be Cut to Custom Lengths Upon Request.

Listing & Ratings:

CSA: Listed for Wet Locations, ANSI/UL 1598, 8750;
IP65 Sealed LED Compartment.

Finish:

Textured Architectural Bronze or Black Powdercoat Finish Over a Chromate Conversion Coating. Custom Colors Available Upon Request.

Style:

IES Type III or V Clear Prismatic Borosilicate Glass Refractor, Specially Designed Aluminum Cone Reflector or Internal Louvers

Lens:

Clear Polycarbonate Vandal-Resistant Lens

Mounting Options:

Mounting Kit with 8" Anchor Bolts, Included.

AmberLED:

Aluminum Boards

Wattage:

Array: 14.5w, System: 17w; (70w HID Equivalent)

Driver:

Electronic Driver, 120-277V, 50/60Hz; Less Than 20% THD and PF>0.90. Standard Internal Surge Protection 2kV. 0-10V Dimming Standard for a Dimming Range of 100% to 10%; Dimming Source Current is 150 Microamps.

Warranty:

5-Year Warranty for -40°C to +40°C Environment.

See Page 2 for Projected Lumen Maintenance Table.

AmberLED

Order Information Example:

BOFG3QF1X15UAMZ36SF

	F	1X15	U	AM			
Model	Optics	Wattage	Driver	CCT	Color	Height	Options
BOFG3Q =Round Flat Top Bollard with IES Type III Glass BOFG5Q =Round Flat Top Bollard with IES Type V Glass BOFRLQ =Round Flat Top Bollard with LED Cone Reflector BOFLQ =Round Flat Top Bollard with Louvers	F =Wide Beam Spread	1X15 =15w	U =120-277V	AM =Amber	Z =Bronze B =Black C =Custom (Consult Factory)	(Leave Blank) = 42" Standard Height 36 =36" Height 30 =30" Height	SF =Single Fuse DF =Double Fuse SP =Surge Protection GF1 =GFCI Outlet, 15A, 120V GSSB =180° Glare Shield, Black GSZ =180° Glare Shield, Bronze GSC =180° Glare Shield, Custom Color, Consult Factory BU =Battery Backup, 90 Minutes

Project Information:

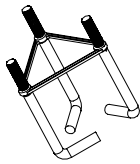
Project Name: _____ Fixture Type: _____
 Complete Catalog #: _____ Date: _____
 Comments: _____

Certification & Listings:

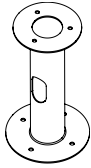




Accessories & Replacement Parts:



BOLAN



BOLRM

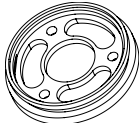


BREBASE*



BOLPC

*Shown Mounted



BORBASE



BOADP1

Mounting Accessories (Order Separately, Field Installed)

BOLAN4 Mounting Kit, Includes Bracket & Three (3) 4" Anchor Bolts

BOLAN8 Mounting Kit, Includes Bracket & Three (3) 8" Anchor Bolts

BOLAN12 Mounting Kit, Includes Bracket & Three (3) 12" Anchor Bolts

BOLAN15 Mounting Kit, Includes Bracket & Three (3) 15" Anchor Bolts

BOLRM Root Mount Kit

BREBASE* Bollard Retrofit Base Kit Adapts New Bollards to Most Existing Bolt Patterns. Fits all LEPG Bollards. Die Cast with Powdercoat Finish, Hardware Included. 1 1/2" Dia. x 1 1/2" H

*Specify Color: Z=Bronze, B=Black, C=Custom (Consult Factory)

Replacement Parts (Order Separately, Field Installed)

BOLPC Replacement Round Polycarbonate Vandal-Resistant Lens

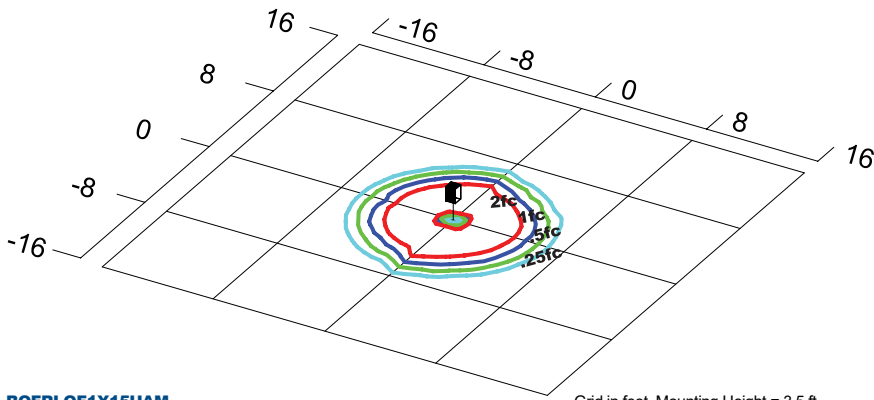
BORBASE* Die Cast Base Plate with Powdercoat Finish Over a Chromate Conversion Coating.

BOADP1 Adapter Plate with Gaskets for Outlet Boxes. Fits LEPG Round Bollards. Die Cast with Bronze Powdercoat Finish.

*Specify Color: Z=Bronze, B=Black

For Replacement Battery Backup, see the LEPG LED Battery Backup Specification Sheet.

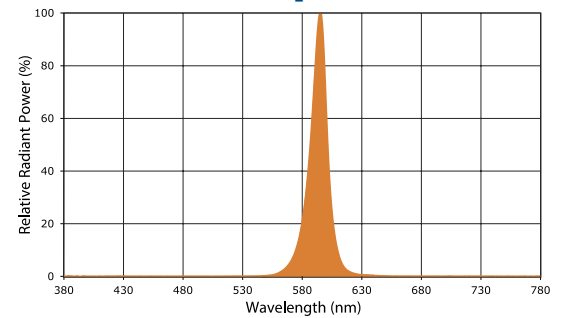
Photometric Data



BOFRLQF1X15UAM
Type V

Grid in feet, Mounting Height = 3.5 ft.

Amber LED - Spectral Chart



Photometric Performance

LED Board Watts	Drive Current (mA)	Input Watts	Optics	Amber LEDs				
				Lumens	LPW	B	U	G
AmberLED 15w	116	17	BOFG3 Type III Glass	277	16	0	2	0
			BOFG5 Type V Glass	270	16	0	2	0
			BOFL Louvers	187	11	0	1	0
			BOFRL Cone Reflector	360	21	0	2	0

Projected Lumen Maintenance

Data shown for Amber LEDs			Compare to MH				
TM-21-11	Input Watts	Initial	25,000 Hrs	50,000 Hrs	100,000 Hrs	Calculated L70@ 25°C	
L70 Lumen Maintenance @ 25°C / 77°F	17	1.00	0.95	0.90	0.80	147,000	
TM-21-11	Input Watts	Initial	25,000 Hrs	50,000 Hrs	100,000 Hrs	Calculated L70@ 50°C	
L70 Lumen Maintenance @ 50°C / 122°F	17	1.00	0.89	0.78	0.55	67,000	
TM-21-11	Input Watts	Initial	25,000 Hrs	50,000 Hrs	100,000 Hrs	Calculated L80@ 40°C	
L80 Lumen Maintenance @ 40°C / 104°F	17	1.00	0.92	0.85	0.70	66,000	

NOTES:

1. Projected per IESNA TM-21-11. Data references the extrapolated performance projections for the 116mA base model in a 25°C ambient, based on 10,000 hours of LED testing per IESNA LM-80-08.
2. Compare to MH box indicates suggested Light Loss Factor (LLF) to be used when comparing to Metal Halide (MH) systems.