



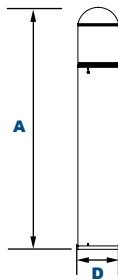
AmberLED Round Dome Bollards

L70
25°C

147,000 Hours



Louvers
BOWLQ



Dimensions

Diameter (D)	7" (178mm)
Height (A)	42 1/4" (1,073mm)

Order Information Example:

BOWRLQF1X15UAMZ36SF

Model	Optics	Wattage	Driver	CCT	Color	Height	Options
	F	1X15	U	AM			
BOWRLQ =Round Dome Bollard with LED Cone Reflector and 270° Shield BOWLQ =Round Dome Bollard with Louvers and 270° Shield	F =Wide Beam Spread	1X15 =15w	U =120-277V	AM =Amber	Z =Bronze B =Black C =Custom (Consult Factory)	(Leave Blank) =42" Standard Height 36 =36" Height 30 =30" Height	SF =Single Fuse DF =Double Fuse SP =Surge Protection GF 1=GFICI Outlet, 15A, 120V BU =Battery Backup, 90 Minutes

Project Information:

Project Name: _____ Fixture Type: _____

Complete Catalog #: _____ Date: _____

Comments: _____

Certification & Listings:



Specifications subject to change without notice. Rev. 043018

AmberLED Round Dome Top Bollards are available with cone reflector or louvers with 270° glare shield, and are certified by the Florida Fish & Wildlife Conservation Commission (FWC) for wildlife applications that are directly visible from the shore requiring monochromatic AMBER light. LEDs operate between 585 and 595 nm, greater than 560nm required by FWC. Typical applications include retail centers, hotels, residential, parks, schools and universities, office buildings and medical facilities.

Specifications and Features:

Housing:

Extruded Aluminum Housing with Flush Mounting Base & Vandal-Resistant Screws, Domed Top, Internal Ballast Tray for Easy Maintenance. Includes 270° Shield Required to Maintain FWC Certification. Bollards Can Be Cut to Custom Lengths Upon Request.

Listing & Ratings:

CSA: Listed for Wet Locations, ANSI/UL 1598, 8750; IP65 Sealed LED Compartment.

Finish:

Textured Architectural Bronze or Black Powdercoat Finish Over a Chromate Conversion Coating. Custom Colors Available Upon Request.

Style:

Specially Designed Aluminum Cone Reflector or Internal Louvers

Lens:

Clear Polycarbonate Vandal-Resistant Lens

Mounting Options:

Mounting Kit with 8" Anchor Bolts, Included.

AmberLED:

Aluminum Boards

Wattage:

Array: 14.5w, System: 17w (70w HID Equivalent)

Driver:

Electronic Driver, 120-277V, 50/60Hz; Less Than 20% THD and PF>0.90. Standard Internal Surge Protection 2kV. 0-10V Dimming Standard for a Dimming Range of 100% to 10%; Dimming Source Current is 150 Microamps.

Warranty:

5-Year Warranty for -40°C to +40°C Environment.

See Page 2 for Projected Lumen Maintenance Table.

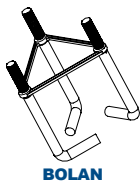
AmberLED



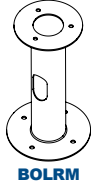
L70
25°C

147,000 Hours

Accessories & Replacement Parts:



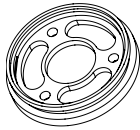
BOLAN



BOLRM



BREBASE*



BORBASE



3EBL120277

*Shown Mounted

Mounting Accessories (Order separately, Field installed)

BOLAN4 Mounting Kit, Includes Bracket & Three (3) 4" Anchor Bolts

BOLAN8 Mounting Kit, Includes Bracket & Three (3) 8" Anchor Bolts

BOLAN12 Mounting Kit, Includes Bracket & Three (3) 12" Anchor Bolts

BOLAN15 Mounting Kit, Includes Bracket & Three (3) 15" Anchor Bolts

BOLRM Root Mount Kit

BREBASE* Bollard Retrofit Base Kit Adapts New Bollards to Most Existing Bolt Patterns. Fits all Eco-Revolution Bollards. Die Cast with Powdercoat Finish, Hardware Included. 1 1/2" Dia. x 1 1/2" H

*Specify Color: Z=Bronze, B=Black, C=Custom (Consult Factory)

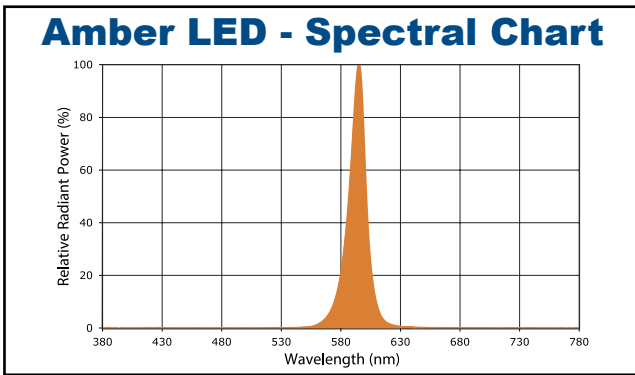
Replacement Parts (Order separately, Field installed)

BORBASE* Die Cast Base Plate with Powdercoat Finish Over a Chromate Conversion Coating.

3EBL120277 Battery Backup, Provides 90 Minutes of Backup Power.

*Specify Color: Z=Bronze, B=Black

Photometric Data



Projected Lumen Maintenance

Data shown for Amber LEDs			Compare to MH			
TM-21-11	Input Watts	Initial	25,000 Hrs	50,000 Hrs	100,000 Hrs	Calculated L70@ 25°C
L70 Lumen Maintenance @ 25°C / 77°F	17	1.00	0.95	0.90	0.80	147,000
TM-21-11	Input Watts	Initial	25,000 Hrs	50,000 Hrs	100,000 Hrs	Calculated L70@ 50°C
L70 Lumen Maintenance @ 50°C / 122°F	17	1.00	0.89	0.78	0.55	67,000
TM-21-11	Input Watts	Initial	25,000 Hrs	50,000 Hrs	100,000 Hrs	Calculated L80@ 40°C
L80 Lumen Maintenance @ 40°C / 104°F	17	1.00	0.92	0.85	0.70	66,000

NOTES:

- Projected per IESNA TM-21-11. Data references the extrapolated performance projections for the 116mA base model in a 25°C ambient, based on 10,000 hours of LED testing per IESNA LM-80-08.
- Compare to MH box indicates suggested Light Loss Factor (LLF) to be used when comparing to Metal Halide (MH) systems.