



HiLumen Amber Round Flat Bollards

L70
25°C **147,000 Hours**



**Glass
BOFGQ**



**LED Cone Reflector
BOFRLQ**



**Shown with "S3"
Sensor**



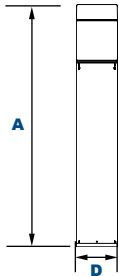
**Shown with
GFCI**



**BUY AMERICAN
ACT COMPLIANT**



**Louvers
BOFLQ**



Dimensions

Diameter (D) 7" (178mm)
Height (A) 41 5/8" (1,057mm)

LED Low Pressure Sodium Replacement

The HiLumen Amber Bollards are designed to provide a direct 1-to-1 replacement for 35w Low Pressure Sodium (LPS) lighting systems. These fixtures are ideal for retail centers, industrial parks, schools and universities, public transit and airports, office buildings and medical facilities.

Specifications and Features:

Housing:

Extruded Aluminum Housing with Flush Mounting Base & Vandal-Resistant Screws, Flat Top, Internal Ballast Tray for Easy Maintenance. Bollards Can Be Cut to Custom Lengths Upon Request.

Listing & Ratings:

CSA: Listed for Wet Locations, ANSI/UL 1598, 8750; IP65 Sealed LED Compartment.

Finish:

Textured Architectural Bronze or Black Powdercoat Finish Over a Chromate Conversion Coating. Custom Colors Available Upon Request.

Style:

Clear Prismatic Borosilicate Glass Refractor, Specially Designed Cone Reflector or Internal Louvers

Lens:

Clear UV-Stabilized Polycarbonate Vandal-Resistant Lens

Mounting Options:

Mounting Kit with 8" Anchor Bolts, Included.

HiLumen Amber LED:

Aluminum Boards

Wattage:

Array: 15w, System: 16.5w; (35w SOX LPS Replacement)

Driver:

Electronic Driver, 120-277V, 50/60Hz; Less Than 20% THD and PF>0.90. Standard Internal Surge Protection 2kV. 0-10V Dimming Standard for a Dimming Range of 100% to 10%; Dimming Source Current is 150 Microamps.

Controls:

Fixtures Ordered with Factory-Installed Motion Sensor Controls are Internally Wired for Switching and/or 1-10V Dimming Within the Housing. Remote Direct Wired Interface of 1-10V Dimming is Not Implied and May Not Be Available, Please Consult Factory. Fixtures are Tested with LEPC Controls and May Not Function Properly With Controls Supplied By Others. Fixtures are NOT Designed for Use with Line Voltage Dimmers.

Warranty:

5-Year Warranty for -40°C to +40°C Environment.

See Page 2 for Projected Lumen Maintenance Table.

Order Information Example:

BOFRLQF1X15UHAZ36SF

Model	F	1X15	U	HA	Color	Height	Options
BOFGQ =HiLumen Amber Round Flat Top Bollard with Glass BOFRLQ =HiLumen Amber Round Flat Top Bollard with LED Cone Reflector BOFRWQ =HiLumen Amber Round Flat Top Bollard with White LED Cone Reflector BOFLQ =HiLumen Amber Round Flat Top Bollard with Louvers	F =Wide Beam Spread	1X15 =15w	U =120-277V	HA =HiLumen Amber	Z =Bronze B =Black C =Custom (Consult Factory)	(Leave Blank) = 42" Standard Height 36 =36" Height 30 =30" Height	SF =Single Fuse (120-277V Only) DF =Double Fuse (120-277V Only) SP =Surge Protection GF1 =GFCI Outlet, 15A, 120V GSB =180° Glare Shield, Black GSZ =180° Glare Shield, Bronze GSC =180° Glare Shield, Custom Color (Consult Factory) S3 =Internal Microwave Sensor (120-277V Only) BU =Battery Backup, 90 Minutes

Project Information:

Project Name: _____ Fixture Type: _____
 Complete Catalog #: _____ Date: _____
 Comments: _____

Certification & Listings:





L70
25°C

147,000 Hours

Accessories & Replacement Parts:



Mounting Accessories (Order Separately, Field Installed)	
BOLAN4	Mounting Kit, Includes Bracket & Three (3) 4" Anchor Bolts
BOLAN8	Mounting Kit, Includes Bracket & Three (3) 8" Anchor Bolts
BOLAN12	Mounting Kit, Includes Bracket & Three (3) 12" Anchor Bolts
BOLAN15	Mounting Kit, Includes Bracket & Three (3) 15" Anchor Bolts
BREBASE*	Bollard Retrofit Base Kit Adapts New Bollards to Most Existing Bolt Patterns. Fits all LEPC Bollards. Die Cast with Powdercoat Finish, Hardware Included. 1 1/2" Dia. x 1 1/2" H

*Specify Color: Z=Bronze, B=Black, C=Custom (Consult Factory)

Accessories (Order Separately, Field Installed)	
P17122	Remote Programming Tool for P17121

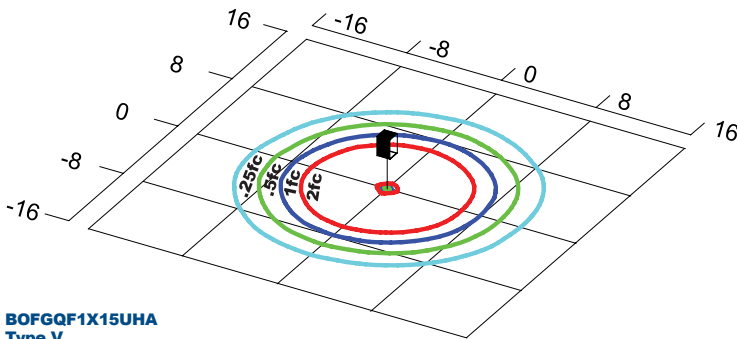
Replacement Parts (Order Separately, Field Installed)	
P17121	Internal Microwave Sensor (120-277V Only)
BOLPC	Replacement Round UV-Stabilized Polycarbonate Vandal-Resistant Lens
BORBASE*	Die Cast Base Plate with Powdercoat Finish Over a Chromate Conversion Coating.
BOADP1	Adapter Plate with Gaskets for Outlet Boxes. Fits LEPC Round Bollards. Die Cast with Bronze Powdercoat Finish.

*Specify Color: Z=Bronze, B=Black, C=Custom (Consult Factory)

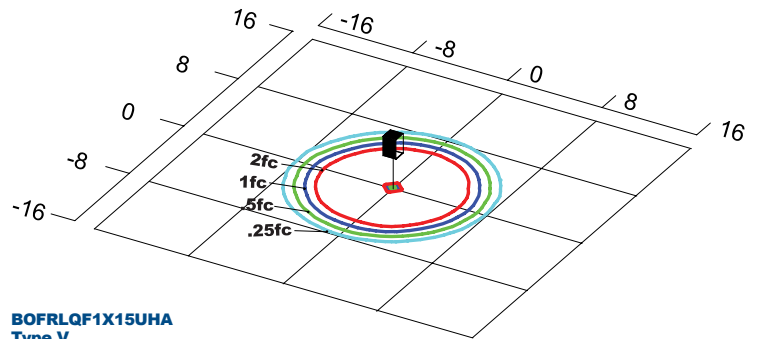
For Replacement Battery Backup, see the LEPC LED Battery Backup Specification Sheet.

*Shown Mounted

Photometric Data



BOFGQF1X15UHA
Type V
Grid in feet, Mounting Height=3.5 ft.

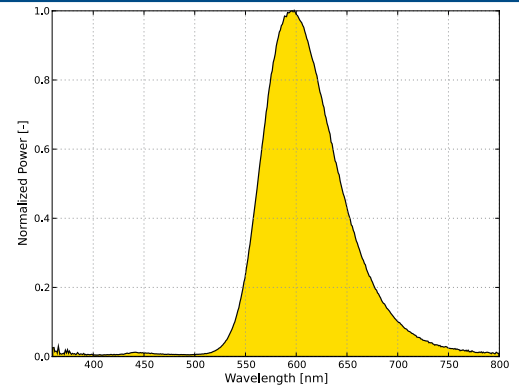


BOFRLQF1X15UHA
Type V
Grid in feet, Mounting Height=3.5 ft.

Photometric Performance

LED Board Watts	Drive Current (mA)	Input Watts	Optics	HiLumen Amber				
				Lumens	LPW	B	U	G
HiLumen Amber 15w	116	17	BOFG Glass	883	52	1	3	1
			BOFL Louvers	595	35	0	2	0
			Cone Reflectors	1,178	69	1	3	1

Spectral Chart



Projected Lumen Maintenance

Data shown for HiLumen Amber	Compare to LPS						
	TM-21-11	Input Watts	Initial	25,000 Hrs	50,000 Hrs	100,000 Hrs	Calculated L70@ 25°C
L70 Lumen Maintenance @ 25°C / 77°F	TM-21-11	17	1.00	0.95	0.90	0.80	147,000
L70 Lumen Maintenance @ 50°C / 122°F	TM-21-11	17	1.00	0.89	0.78	0.55	67,000
L80 Lumen Maintenance @ 40°C / 104°F	TM-21-11	17	1.00	0.92	0.85	0.70	66,000

NOTES:
1. Projected per IESNA TM-21-11. Data references the extrapolated performance projections for the 116mA base model in a 25°C ambient, based on 10,000 hours of LED testing per IESNA LM-80-08.
2. Compare to LPS box indicates suggested Light Loss Factor (LLF) to be used when comparing to Low Pressure Sodium (LPS) systems.

Specifications subject to change without notice. Rev. 032620