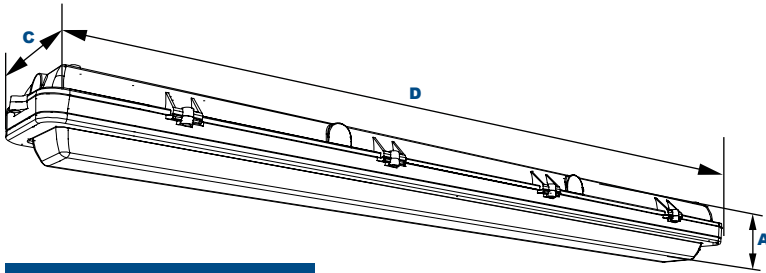




**HLV4AQ** **L70** **165,000 Hours**  
25°C  
**Hazardous Location EasyLED 48"**  
**Linear LED Die Cast**



**Dimensions**

<b>Width (D)</b>	49" (1,247mm)
<b>Length (C)</b>	7" (178mm)
<b>Height (A)</b>	4" (102mm)

**Order Information Example:**

HLV4AOQF136U5KCP

HLV4AOQ	F					P
Model	Optics	Wattage	Driver	CCT	Lens	Color
HLV4AOQ=EasyLED Open Frame 48" Linear LED Die Cast	F=Wide	112=112w 136=136w	U=120-277V H=347-480V	4K=4000K 5K=5000K	C=Clear Polycarbonate Vandal-Resistant Lens L=SoftLED LumaLens Opal Polycarbonate Vandal-Resistant Lens	P=Platinum

The HLV4A Class 1, Division 2 Hazardous Location series wall and ceiling mount luminaire is available with clear or LumaLens lenses and open door frame designed to replace HID lighting systems up to 400w MH or HPS. Typical lighting applications include industrial facilities, oil, gas, painting facilities, and auto service facilities. Mounting heights of 18 to 30 feet can be used based on light level and uniformity requirements.

**Specifications and Features:**

**Housing:**

Heavy-Duty Die Cast Aluminum Housing and Top Frame, with 1/2" Tapped Coin Plug Openings for Wiring Entrance Conduits.

**Listing & Ratings:**

ETL Listed for Hazardous Locations Per UL844 as Follows:  
Class 1, Division 2 Groups A, B, C, D; T4 Temperature Rating  
Suitable for Wet Locations, IP66 Sealed LED Compartment

**Finish:**

Powdercoat Finish Over a Chromate Conversion Coating.

**Lens:**

Clear Polycarbonate or SoftLED LumaLens Opal Polycarbonate Vandal-Resistant Lens

**Mounting Options:**

Mount with Stainless Steel Adjustable Bracket or Yoke. Rated for 6 #12 AWG 90°C for Through Wiring.

**EasyLED LED:**

Aluminum Boards

**Wattage:**

112w: Array: 112w, System: 126w; (250w HID Equivalent)  
136w: Array: 136w, System: 152w; (400w HID Equivalent)

**Driver:**

Electronic Driver, 120-277V, 50/60Hz or 347-480V, 50/60Hz; Less Than 20% THD and PF>0.90. Standard Internal Surge Protection 6kV. 0-10V Dimming Standard for a Dimming Range of 100% to 10%; Dimming Source Current is 150 Microamps.

**Warranty:**

5-Year Warranty for -25°C to +40°C Environment.

See Page 2 for Projected Lumen Maintenance Table.

**Project Information:**

Project Name: \_\_\_\_\_ Fixture Type: \_\_\_\_\_  
 Complete Catalog #: \_\_\_\_\_ Date: \_\_\_\_\_  
 Comments: \_\_\_\_\_

**Certification & Listings:**



**Class 1, Division 2  
Groups A, B, C, D  
T4 Temperature Rating**



**SoftLED**



**Accessories & Replacement Parts:**



LVABRSS\*



LV4AYSS\*

**Mounting Accessories  
 (Order Separately, Field Installed)**

LVABRSS Stainless Steel Adjustable Bracket, Set of Two

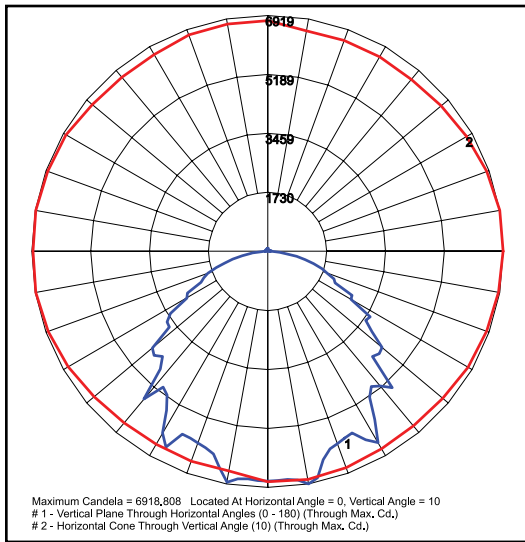
LV4AYSS Stainless Steel Yokes for HLV4A, Includes Hardware.

**Replacement Parts  
 (Order Separately, Field Installed)**

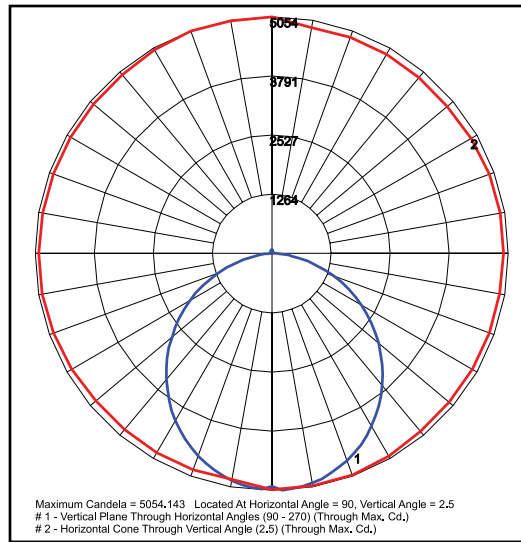
LV4ALL SoftLED LumaLens Opal Polycarbonate Vandal-Resistant Lens

\*Shown Mounted

**Photometric Data**



**HLV4AQF136U5KC**  
 Clear Lens



**HLV4AQF136U5KL**  
 LumaLens

**Photometric Performance**

LED Board Watts	Drive Current (mA)	Input Watts	Optics	Spacing Criteria	5000 CCT 80 CRI		4000 CCT 80 CRI	
					Lumens	LPW	Lumens	LPW
EasyLED 112w (Clear Lens)	116	126	Open Frame (110° x 110°)	1.32	16,287	129	15,636	124
EasyLED 112w (LumaLens)			Open Frame (110° x 120°)	1.28	13,720	109	13,172	105
EasyLED 136w (Clear Lens)		152	Open Frame (110° x 110°)	1.32	19,773	130	18,982	125
EasyLED 136w (LumaLens)			Open Frame (110° x 120°)	1.26	16,594	109	15,930	105

**Projected Lumen Maintenance**

Data shown for 5000 CCT			Compare to MH				
TM-21-11	Input Watts	Initial	25,000 Hrs	50,000 Hrs	100,000 Hrs	Calculated L70@ 25°C	
L70 Lumen Maintenance @ 25°C / 77°F	126	1.00	0.96	0.92	0.84	187,000	
L70 Lumen Maintenance @ 25°C / 77°F	152	1.00	0.95	0.91	0.82	165,000	
TM-21-11	Input Watts	Initial	25,000 Hrs	50,000 Hrs	100,000 Hrs	Calculated L80@ 40°C	
L80 Lumen Maintenance @ 40°C / 104°F	126	1.00	0.94	0.88	0.76	82,000	
L80 Lumen Maintenance @ 40°C / 104°F	152	1.00	0.93	0.86	0.73	74,000	

**NOTES:**

1. Projected per IESNA TM-21-11. Data references the extrapolated performance projections for the 116mA base model in a 25°C ambient, based on 10,000 hours of LED testing per IESNA LM-80-08.
2. Compare to MH box indicates suggested Light Loss Factor (LLF) to be used when comparing to Metal Halide (MH) systems.