



KELSEY-KANE LIGHTING MANUFACTURING COMPANY

"Serving Lighting Professionals Since 1978"

LED Low Pressure Sodium Replacement

KH45Q

L70
25°C

272,000 Hours

Large HiLumen Amber Bentley Kitty Hawk Area, Wall, and Flood Light



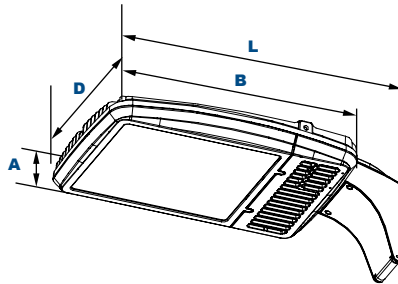
Shown with "KH" Kitty Hawk Arm Option on a Pole.



Shown with "WM" Wall Mount Bracket Option.



Shown with "SF" Slipfitter Mounting Option.



Dimensions

Width (D)	15 1/4" (400mm)	
Length (B)	22" (559mm)	Length with Mount (L)
Height (A)	4" (102mm)	

Kitty Hawk Arm (KA): 27 1/2" (699mm)
Slipfitter (SF): 29 1/4" (743mm)
Mounting Arm Adaptor (MA): 26 1/8" (664mm)
Yoke (Y): 26 1/4" (667mm)
Bracket (BR): 25 3/4" (654mm)

The KH45Q luminaire is available in two wattages with a wide choice of mounting configurations designed to provide a direct 1-to-1 replacement for 55w and 135w Low Pressure Sodium (LPS) lighting systems. Typical applications include general area, parking, flood, security, and accent lighting for retail centers, industrial parks, schools and universities, public transit and airports, office buildings and medical facilities. Mounting heights of 16 to 25 feet can be used based on light level and uniformity requirements.

Specifications and Features:

Housing:

Die Cast Aluminum Housing and Front Frame, Integral Heat Sinking and Driver Compartment. Photocell Adaptable. Nickel-Plated Stainless Steel Hardware.

Listing & Ratings:

CSA: Listed for Wet Locations, ANSI/UL 1598, 8750; IP66 Sealed LED Compartment.

Finish:

Textured Architectural Bronze Powdercoat Finish Over a Chromate Conversion Coating. Custom Colors Available Upon Request.

Lens:

Tempered Clear Flat or SoftLED Flat Glass, or Tempered Clear Flat Prismatic Glass Lens.

Mounting Options:

Mounts with Kitty Hawk Arm, Adjustable Slipfitter, 2 1/8" Diameter Mounting Arm Adapter, Yoke, Two-Piece Bracket or Wall Mount Bracket. (Factory Installed)

HiLumen Amber LED:

Aluminum Boards

Wattage:

76w: Array: 76w, System: 82w; (55w SOX LPS Replacement)
 164w: Array: 163.8w, System: 176.4w; (135w SOX LPS Replacement)

Driver:

Electronic Driver, 120-277V, 50/60Hz or 347-480V, 50/60Hz; Less Than 20% THD and PF>0.90. Standard Internal Surge Protection 6kV. 0-10V Dimming Standard for a Dimming Range of 100% to 10%; Dimming Source Current is 150 Microamps.

Controls:

Fixtures Ordered with Factory-Installed Photocell or Motion Sensor Controls are Internally Wired for Switching and/or 1-10V Dimming Within the Housing. Remote Direct Wired Interface of 1-10V Dimming is Not Implied and May Not Be Available, Please Consult Factory. Fixtures are Tested with LEPP Controls and May Not Function Properly With Controls Supplied By Others. Fixtures are NOT Designed for Use with Line Voltage Dimmers.

Warranty:

5-Year Warranty for -40°C to +50°C Environment.

See Page 3 for Projected Lumen Maintenance Table.

Order Information Example:

KH45QF1X164UHACZKASP

Model	Optics/Beam	Wattage	Driver	CCT	Lens	Color	Mounting	Options
KH45Q				HA				
KH45Q =Large HiLumen Amber Bentley Kitty Hawk Area Light	C =Type III/NEMA 7H x 7V* F =Type V/NEMA 7H x 7V *76w Model Only See Page 3 for Distribution Information.	1X76 =76w 1X164 =164w	U =120-277V H =347-480V	HA =HiLumen Amber	C =Standard Clear Flat Glass Lens S =SoftLED Flat Glass Lens* P =Clear Flat Prismatic Glass Lens* *Use with Type V Optic Only.	Z =Bronze C =Custom (Consult Factory)	KA =Kitty Hawk Arm SF = Slipfitter MA = Mounting Arm Adapter Y =Yoke BR =Two-Piece Swivel Bracket WM =Wall Mount Bracket NM =No Mount	SF =Single Fuse (120-277V Only) DF =Double Fuse (120-277V Only) SP =Surge Protection M1 =Motion Sensor, IR for mounting heights of 20ft to 35ft M2 =Motion Sensor, IR for mounting heights of 18ft or less R3 =3-Pin Twist Lock Photocell Receptacle R5 =5-Pin Twist Lock Photocell Receptacle R7 =7-Pin ANSI C136.41—2013 Twist Lock Photocell Receptacle S23 =Internal Microwave Sensor with dimming for mounting heights of 35' or less (120-277V Only) S43 =Microwave On/Off Motion Sensor for Mounting Heights of 8' to 19', (120-277V Only)

Project Information:

Project Name: _____ Fixture Type: _____

Complete Catalog #: _____ Date: _____

Comments: _____

Certification & Listings:



Specifications subject to change without notice. Rev. 012820



KELSEY-KANE LIGHTING MANUFACTURING COMPANY

"Serving Lighting Professionals Since 1978"

KH45Q

L70
25°C

272,000 Hours

Large HiLumen Amber Bentley Kitty Hawk Area, Wall, and Flood Light

Mounting Options:



KH45Q with Kitty Hawk Arm (KA)

Kitty Hawk Die-Cast Mounting Arm, Bronze Powdercoat Finish, Includes Hardware. Mounts Directly to Square Poles.



KH45Q with Pole Mounting Arm Adaptor (MA)

Die-Cast Adaptor for 2 1/2" Horizontal Mounting Arms, Bronze Powdercoat Finish, Includes Hardware.



KH45Q with Yoke (Y)

Stamped Heavy-Duty Steel Yoke, Bronze Powdercoat Finish, Includes Hardware.



KH45Q with "SF" External Mount Slipfitter (SF)

External Mount Die-Cast Adjustable Slipfitter for 2 1/2" Tenons, Bronze Powdercoat Finish, Includes Hardware.



KH45Q with Two-Piece Swivel Bracket (BR)

Two-Piece Stamped Steel Adjustable Bracket, Bronze Powdercoat Finish, Includes Hardware.






KH45Q with Wall Mount (WM)



Wall Bracket, Heavy-Duty Stamped Steel, Bronze Powdercoat Finish, Includes Hardware.


EPA (Effective Projected Area)

Shown with Large Kitty Hawk Arm mounting.

Configuration	EPA (Sq. Ft.)	Weight (Lbs.)
 1	1.00	33 Lbs

Configuration	EPA (Sq. Ft.)	Weight (Lbs.)
 2@180° Mount	2.00	66 Lbs
 2@90° Mount	1.36	66 Lbs

Configuration	EPA (Sq. Ft.)	Weight (Lbs.)
 3@90° Mount	2.20	99 Lbs
 3@120° Mount	2.00	99 Lbs

Configuration	EPA (Sq. Ft.)	Weight (Lbs.)
 4@90° Mount	2.20	132 Lbs

Accessories & Replacement Parts:



Mounting Accessories (Order Separately, Field Installed)	
KH40RPZ	Die-Cast Adaptor for 4" to 6" Round Poles, Bronze Powdercoat Finish. Use with KH45A Kitty Hawk Mounting Arm only.
KH40WMZ	Die-Cast Wall Mount Adaptor, Bronze Powdercoat Finish. Use with KH45A Kitty Hawk Mounting Arm only.
PTSB1SZ	Single Pole Tenon Spoke Bracket, 2 1/2" Horizontal Mounting Arm, Bronze Powdercoat Finish, Includes Hardware.
PTSB290SZ	Twin Pole Tenon Spoke Bracket, 2 1/2" Horizontal 90° Mounting Arms, Bronze Powdercoat Finish, Includes Hardware.
PTSB2180SZ	Twin Pole Tenon Spoke Bracket, 2 1/2" Horizontal 180° Mounting Arms, Bronze Powdercoat Finish, Includes Hardware.
PTSB390SZ*	Triple Pole Tenon Spoke Bracket, 2 1/2" Horizontal 120° Mounting Arms, Bronze Powdercoat Finish, Includes Hardware.
PTSB3120SZ*	Triple Pole Tenon Spoke Bracket, 2 1/2" Horizontal 120° Mounting Arms, Bronze Powdercoat Finish, Includes Hardware.
PTSB490SZ*	Quad Pole Tenon Spoke Bracket, 2 1/2" Horizontal 90° Mounting Arms, Bronze Powdercoat Finish, Includes Hardware.

*Non-stock item. Consult factory for lead time.

Accessories (Order Separately, Field Installed)	
P18131	Twist Lock Non-Shorting (Open) Cap Disconnects Service to Fixture for Temporary or Permanent Disabling (Fixture Always Off). IP65, 480V Maximum.
P18132	Twist Lock Shorting Cap Provides Fixed Service to Fixture (Fixture Always on). IP65, Rated Load 7200w Tungsten.
P18140	110-120VAC Instant Twist Lock Photocell
P18150	120VAC Time Delay Twist Lock Photocell
P18152	277VAC Time Delay Twist Lock Photocell
P18156	120-277VAC Universal Twist Lock Photocell
P18157	480VAC Time Delay Twist Lock Photocell. For 480V use only.
ACCHSG1Z	Die Cast Accessory Housing for Installing Sensors or Other Lighting Controls, Bronze Powdercoat Finish
KH45GSZ	Aluminum Glare/House Side Shield, Bronze Powdercoat Finish, Includes Hardware.
KH45WG	Wire Guard, Stainless Steel Construction, Includes Hardware.

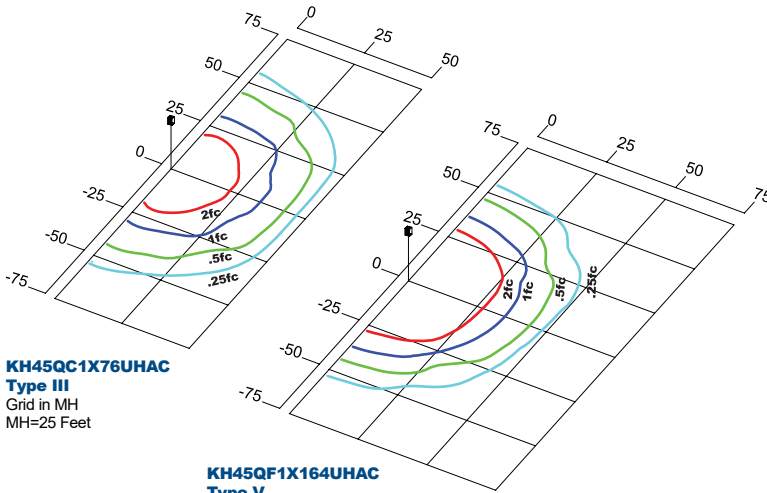
ACCHSG3	Bronze UV-Stabilized Polycarbonate Housing for Installing Sensors, Includes Sensor Bracket and Gasket.
---------	--

Replacement Parts (Order Separately, Field Installed)	
KH45GL	Tempered Clear Flat Glass Lens.
KH45GLSS	SoftLED Flat Glass Lens
KH45GLP	Tempered Prismatic Flat Glass Lens.
KH45AZ	Kitty Hawk Mounting Arm, Mounts Directly to Square Poles, Bronze Powdercoat Finish
FL73SFZX	External Mount Slipfitter, Die Cast, Bronze Powdercoat Finish
ALMAAZ	Pole Mounting Arm Adaptor, Fits 2 1/2" Arm, Includes Hardware, Bronze Powdercoat Finish
KH45YZ	Yoke, Stamped Heavy-Duty Steel, Bronze Powdercoat Finish
FL73BRZ	Two-Piece Swivel Bracket, Stamped Steel, Bronze Powdercoat Finish
WBR2Z	Wall Bracket, Heavy-Duty Stamped Steel, Bronze Powdercoat Finish, Includes Hardware.
P17117	Internal Microwave Sensor with Dimming, 120-277VAC, 50/60Hz. See P17117 Specification Page for Details.
P17123	Internally Mounted Microwave On/Off Motion Sensor for Mounting Heights of 8' to 19', 120-277VAC, 50/60Hz

Specifications subject to change without notice. Rev. 021320

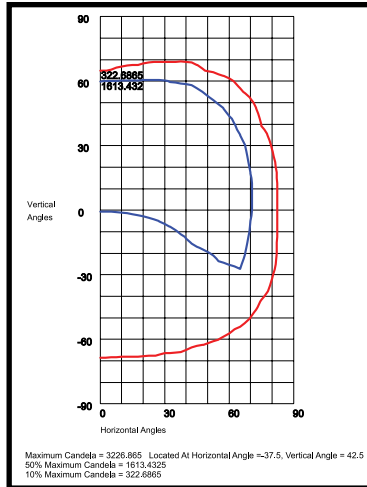


Photometric Data

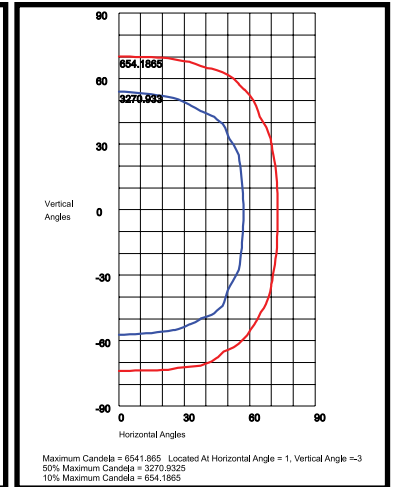


KH45QC1X76UHAC
Type III
Grid in MH
MH=25 Feet

KH45QF1X164UHAC
Type V
Grid in MH
MH=25 Feet

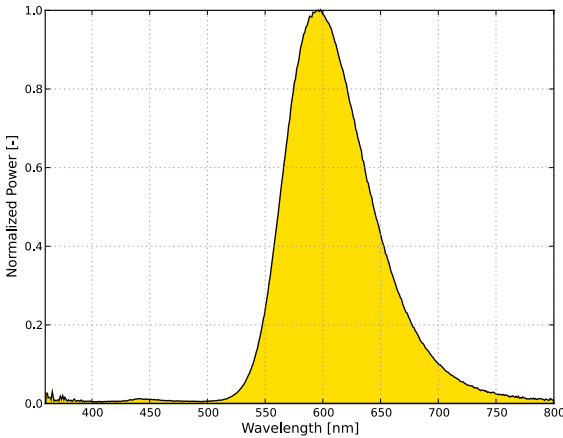


KH45QC1X76UHAC
120°H x 70°V Beam, NEMA 7H x 7V



KH45QF1X164UHAC
115°H x 110°V Beam, NEMA 7H x 7V

Spectral Chart



Photometric Performance

LED Board Watts	Input Watts	HiLumen Amber						
		Optics	Lumens	LPW	B	U	G	
HiLumen Amber 76w	82	C Type III	7,659	94	2	0	2	
		F Type V	8,825	108	3	0	1	
HiLumen Amber 164w	176	F Type V	18,691	106	4	0	1	

LED Board Watts	Input Watts	Optics	HiLumen Amber	
			Lumens	LPW
HiLumen Amber 76w	82	120°H x 70°V, NEMA 7H x 7V	7,604	93
		115°H x 110°V, NEMA 7H x 7V	8,848	108
HiLumen Amber 164w	176	115°H x 110°V, NEMA 7H x 7V	18,739	106

Projected Lumen Maintenance

Data shown for HiLumen Amber			Compare to LPS			
TM-21-11	Input Watts	Initial	25,000 Hrs	50,000 Hrs	100,000 Hrs	Calculated LED Life
L70 Lumen Maintenance @ 25°C / 77°F	All wattages up to and including 176w	1.00	0.97	0.94	0.89	272,000

NOTES:
1. Projected per IESNA TM-21-11. Data references the extrapolated performance projections for the base model in a 25°C ambient, based on 10,000 hours of LED testing per IESNA LM-80-08.
2. Compare to LPS box indicates suggested Light Loss Factor (LLF) to be used when comparing to Low Pressure Sodium (LPS) systems