



KELSEY-KANE LIGHTING MANUFACTURING COMPANY

"Serving Lighting Professionals Since 1978"

KH55Q

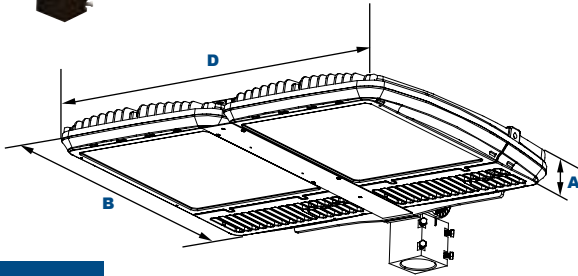
L70
25°C

393,000 Hours

EasyLED Bentley Kitty Hawk PowerBolt Area/Flood Light



Shown with "SF" Slipfitter Mounting Option.



Dimensions

Width (D)	31½" (798mm)
Length (B)	22" (563mm)
Height (A)	4" (102mm)

Order Information Example:

KH55QF2X167UBLCZSFSP

KH55Q		2X167	C			SF		
Model	Beam	Wattage	Driver	CCT	Lens	Color	Mounting	Options
KH55Q = Bentley Kitty Hawk PowerBolt Area/Flood Light	C =NEMA 7Hx7V+ F =NEMA 7Hx7V+ I =NEMA 4Hx4V+ +All Colors Special Order, 6 Weeks Lead Time. ♦Blue, Green, Red in Stock. Amber Special Order, 6 Week Lead Time.	2X167 =334w	U =120-277V H =347-480V	BL =Blue GR =Green RD =Red AM =Amber	C =Standard Clear Flat Glass Lens	Z =Bronze C =Custom (Consult Factory)	SF = Slipfitter, Included	SF =Single Fuse DF =Double Fuse SP =Surge Protection R3 =3-Pin Twist Lock Photocell Receptacle R5 =5-Pin Twist Lock Photocell Receptacle R7 =7-Pin ANSI C136.41—2013 Twist Lock Photocell Receptacle S23 =Internal Microwave Sensor with dimming for mounting heights of 35" or less (120-277V Only)



Project Information:

Project Name: _____ Fixture Type: _____

Complete Catalog #: _____ Date: _____

Comments: _____

Certification & Listings:



ColorLED Technology

The KH55Q ColorLED static color cut-off area or flood light luminaire is available with IES Type III or V distributions or a 30° narrow beam designed to provide accent colored light using Blue, Green, Red or Amber LED arrays. Typical lighting applications include retail centers, industrial parks, schools and universities, public transit and airports, office buildings and medical facilities. Mounting can be accomplished using ground attachment accessories and to heights of 20 to 50 feet based on light level and uniformity requirements.

Specifications and Features:

Housing:

Die Cast Aluminum Housing and Front Frame, Integral Heat Sinking and Driver Compartment. Photocell Adaptable. Nickel-Plated Stainless Steel Hardware.

Listing & Ratings:

CSA: Listed for Wet Locations, ANSI/UL 1598, 8750
IP66 Sealed LED Compartment.

Finish:

Textured Architectural Bronze Powdercoat Finish Over a Chromate Conversion Coating. Custom Colors Available Upon Request.

Lens:

Tempered Clear Flat Glass Lens

Mounting Options:

Mounts with Adjustable Slipfitter. (Factory Installed)

ColorLED LED:

Aluminum Boards

Wattage:

Array: 334w, System: 354w; (Up to 1000w HID Equivalent)

Driver:

Electronic Driver, 120-277V, 50/60Hz or 347-480V, 50/60Hz; Less Than 20% THD and PF>0.90. Standard Internal Surge Protection 6kV. 0-10V Dimming Standard for a Dimming Range of 100% to 10%; Dimming Source Current is 150 Microamps.

Controls:

Fixtures Ordered with Factory-Installed Photocell or Motion Sensor Controls are Internally Wired for Switching and/or 1-10V Dimming Within the Housing. Remote Direct Wired Interface of 1-10V Dimming is Not Implied and May Not Be Available, Please Consult Factory. Fixtures are Tested with LEPC Controls and May Not Function Properly With Controls Supplied By Others. Fixtures are NOT Designed for Use with Line Voltage Dimmers.

Warranty:

5-Year Warranty for -40°C to +50°C Environment.



Mounting Options:





KH55Q with "SF" External Mount Slipfitter (SF)

External Mount Die-Cast Adjustable Slipfitter for 2 1/4" Tenons, Bronze Powdercoat Finish, Includes Hardware.

EPA (Effective Projected Area)

Shown with Slipfitter mounting.

Configuration	EPA (Sq. Ft.)	Weight (Lbs.)
 1	1.20	74 Lbs

Configuration	EPA (Sq. Ft.)	Weight (Lbs.)
 2@180° Mount	2.40	148 Lbs

Note: Values for horizontal mounting.


Accessories & Replacement Parts:



Mounting Accessories (Order Separately, Field Installed)	
PTSB1SZ	Single Pole Tenon Spoke Bracket, 2 1/2" Horizontal Mounting Arm, Bronze Powdercoat Finish, Includes Hardware.
PTSB2180SZ	Twin Pole Tenon Spoke Bracket, 2 1/2" Horizontal 180° Mounting Arms, Bronze Powdercoat Finish, Includes Hardware.

Accessories (Order Separately, Field Installed)	
P18131	Twist Lock Non-Shorting (Open) Cap Disconnects Service to Fixture for Temporary or Permanent Disabling (Fixture Always Off), IP65, 480V Maximum.
P18132	Twist Lock Shorting Cap Provides Fixed Service to Fixture (Fixture Always on), IP65, Rated Load 7200w Tungsten.
P18140	110-120VAC Instant Twist Lock Photocell
P18142	105-287VAC Instant Twist Lock Photocell
P18150	120VAC Time Delay Twist Lock Photocell
P18152	277VAC Time Delay Twist Lock Photocell
P18156	120-277VAC Universal Twist Lock Photocell
P18157	480VAC Time Delay Twist Lock Photocell. For 480V use only.
ACCHSG1Z	Die Cast Accessory Housing for Installing Sensors or Other Lighting Controls, Bronze Powdercoat Finish
KH45GSZ	Aluminum Glare/House Side Shield, Bronze Powdercoat Finish, Includes Hardware. KH55Q Requires Two.
KH45WG	Wire Guard, Stainless Steel Construction, Includes Hardware. KH55Q Requires Two.
ACCHSG3	Bronze Polycarbonate Housing for Installing Sensors, Includes Sensor Bracket and Gasket.

Replacement Parts (Order Separately, Field Installed)	
KH45GL	Tempered Clear Flat Glass Lens.
KH45GLP	Tempered Prismatic Flat Glass Lens.
FL90SFXZ	External Mount Die-Cast Adjustable Slipfitter for 2 1/4" Tenons, Bronze Powdercoat Finish, Includes Hardware.
P17117	Internal Microwave Sensor with Dimming, 120-277VAC, 50/60Hz. See P17117 Specification Page for Details.



COLORLED



I Optic, 30°H x 30°V, NEMA 4Hx4V
Blue & Green

I Optic, 30°H x 30°V, NEMA 4Hx4V
Red & Amber

Shown on 145' tall building.

Photometric Performance

LED Board Watts	Input Watts	Beam	
ColorLED 334w	354	C	120°H x 70°V, NEMA 7Hx7V
		F	115°H x 110°V, NEMA 7Hx7V
		I	30°H x 30°V, NEMA 4Hx4V