



# KELSEY-KANE LIGHTING MANUFACTURING COMPANY

"Serving Lighting Professionals Since 1978"

## TV2C3

L70  
25°C

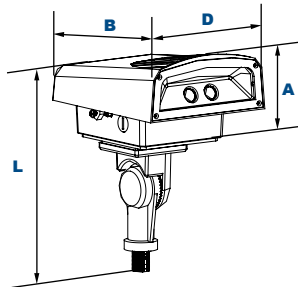
76,000 Hours

### Small LED Traverse Wall Accent and Flood Light



Shown with "KN" Knuckle Installed.

12V  
AVAILABLE



#### Dimensions

Width (D)	6 5/8" (168mm)
Length (B)	7 7/8" (200mm)
Height (A)	4 1/2" (114mm)
Height with Mount (L)	10 5/8" (270mm)

#### Order Information Example:

TV2C32X20U41KZKNP

TV2C3			41K			
Model	Wattage	Driver	CCT	Color	Mounting	Options
TV2C3=Small LED Traverse Wall Accent and Flood Light	2X10=20w 2X20=40w	U=120-277V V=12V* H=347-480V C=347V*  *20w Model Only. *2x20w only	41K=4100K	Z=Bronze C=Custom (Consult Factory)	KN=Knuckle*  *Optional, field installed. Order only for flood model.	SF=Single Fuse* (120-277V Only) DF=Double Fuse* (120-277V Only) SP=Surge Protection* P14=Pencil Photocell, 120-277VAC* *Not Available on 12V Model.

#### Project Information:

Project Name: \_\_\_\_\_ Fixture Type: \_\_\_\_\_

Complete Catalog #: \_\_\_\_\_ Date: \_\_\_\_\_

Comments: \_\_\_\_\_

#### Certification & Listings:



DesignLights Consortium™  
Qualified Luminares:  
TV2C32X10U41K\*  
TV2C32X20U41K\*



## COB Technology

The TV2C3 luminaire is available in two wattages designed to replace HID lighting systems up to 175w MH or HPS. Typical applications include general area, parking, flood, security, and accent lighting for retail centers, industrial parks, schools and universities, public transit and airports, office buildings and medical facilities. Mounting heights of 8 to 15 feet can be used based on light level and uniformity requirements.

#### Specifications and Features:

##### Housing:

Die-Cast Gasketed Aluminum Housing, Includes Cast-In Box Template and Built in Level. White Reflector. Nickel-Plated Stainless Steel Hardware.

##### Listing & Ratings:

CSA: Listed for Wet Locations, ANSI/UL 1598, 8750; IP66 Sealed LED Compartment.

##### Finish:

Textured Architectural Bronze Powdercoat Finish Over a Chromate Conversion Coating. Custom Colors Available Upon Request.

##### Lens:

Tempered Clear Flat Glass Lens.

##### Mounting Options:

Mount Directly Over Recessed Electrical Box or use 1/2" Surface Mount Conduit. Adjustable Knuckle with 1/2" NPS Threads, Sold Separately, Field Installed.

##### COB LED:

Cool Copper COB

##### Wattage:

20w COB: 20w, System: 21w; (100w HID Equivalent)

Note: 12V Model is 20w only.

40w COB 40w, System: 43w; (175w HID Equivalent)

##### Driver:

Electronic Driver, 120-277V, 50/60Hz; 347-480V, 50/60Hz or 347V, 50/60Hz; Less Than 20% THD and PF>0.90. Standard Internal Surge Protection is 2kV for 20w, 6kV for 40w. 0-10V Dimming Standard for a Dimming Range of 100% to 10%; Dimming Source Current is 150 Microamps.

12V: Electronic Driver, 12-17VAC Input, 50/60Hz, Non-Dimmable (20w Model Only)

##### Controls:

Fixtures Ordered with Factory-Installed Photocell or Motion Sensor Controls are Internally Wired for Switching and/or 1-10V Dimming Within the Housing. Remote Direct Wired Interface of 1-10V Dimming is Not Implied and May Not Be Available, Please Consult Factory. Fixtures are Tested with LEPC Controls and May Not Function Properly With Controls Supplied By Others. Fixtures are NOT Designed for Use with Line Voltage Dimmers.


##### Warranty:

5-Year Warranty for -40°C to +50°C Environment.

See Page 3 for Projected Lumen Maintenance Table.



**EPA (Effective Projected Area)**

Configuration	EPA (Sq. Ft.)	Weight (Lbs.)
 1	.31	5 Lbs

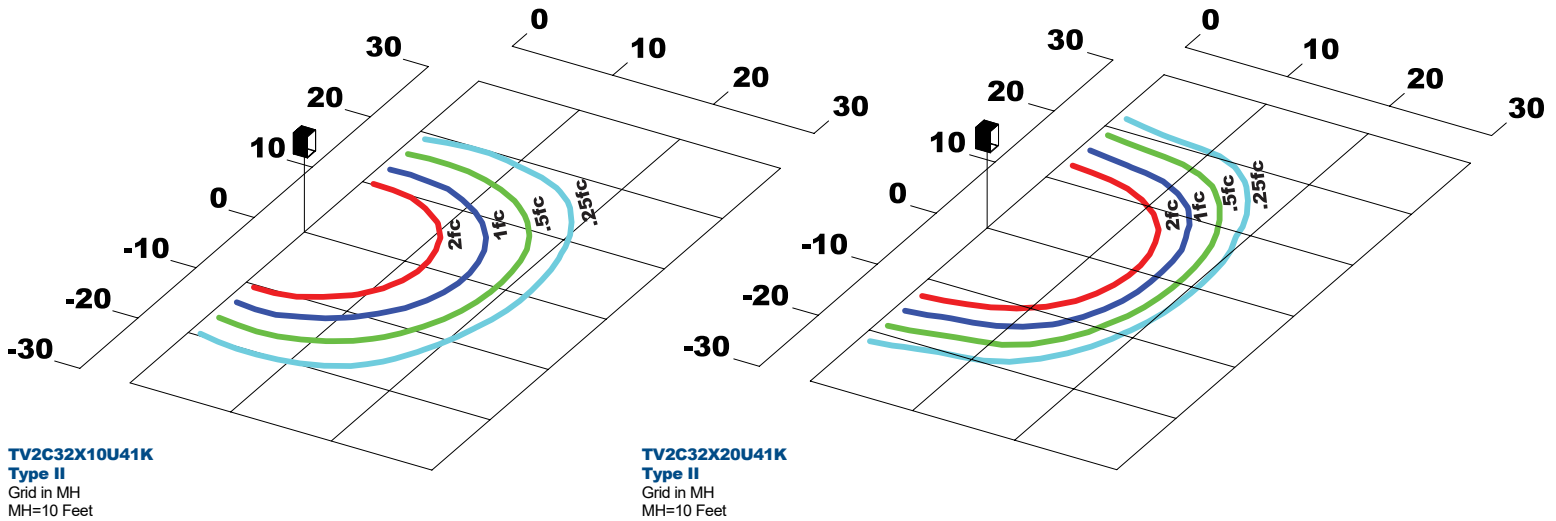
**Accessories & Replacement Parts:**



Mounting Accessories (Order Separately, Field Installed)		Accessories (Order Separately, Field Installed)		Replacement Parts (Order Separately, Field Installed)	
FLPTFZ	Die-cast Post Top Fitter for 2¾" to 3½" Poles, Bronze Powdercoat Finish, Three (3) ½" Coin Plugs.	P18110*	110-130V, 120VAC Pencil Photocell	FLSTZ	Die-Cast Adjustable Knuckle with ½" NPS Threads, Bronze Powdercoat Finish.
FLSTK	Heavy Duty Ground Stake, Built-in Wiring Compartment with ½" NPS Threaded Fitting, Black Plastic. For Line-Voltage Applications.	P18112*	208-277V, 240VAC Pencil Photocell	P18114*	120-277V, 50/60Hz Pencil Photocell
NA04	Plastic Ground Stake with ½" NPT Threads, 11" H x 3" Diameter. For Low-Voltage Applications.	NT150BK	150w, 120V Black Powdercoat Steel Landscape Transformer, 12V, with Timer and Photocell	*Not Available on 12V Model.	
		NT300SS	300w, 120V Stainless Steel Landscape Transformer, 12V, with Timer and Photocell		
		NT300SSM	300w, 120V Stainless Steel Landscape Transformer, Multi-Tap 12/14/17V, with Timer and Photocell		

\*Shown Mounted

**Photometric Data**

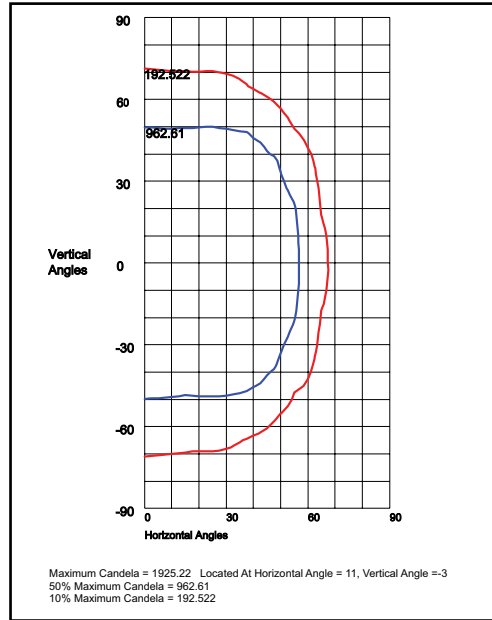
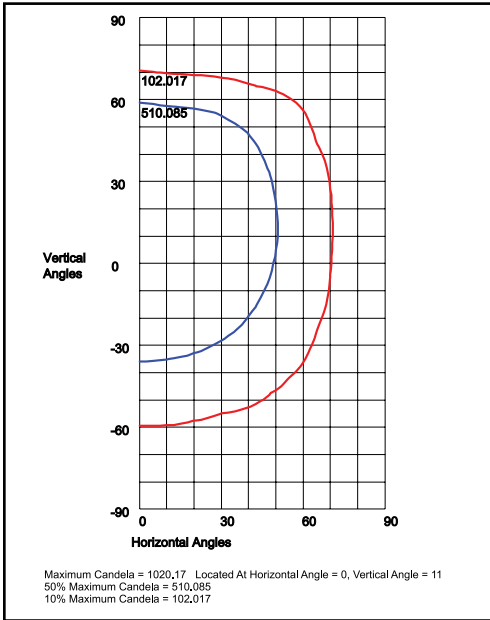


**Photometric Performance**

LED Board Watts	Drive Current (mA)	Input Watts	Optics	4100 CCT 80 CRI				
				Lumens	LPW	B	U	G
COB LED 21w	525	21	Type II	2,300	110	1	1	0
COB LED 43w		43	Type II	4,025	94	2	1	1



**Photometric Data**



**TV2C32X10U41K**  
 110°H x 100°V Beam, NEMA 7H x 6V

**TV2C32X20U41K**  
 100°H x 90°V Beam, NEMA 7H x 6V

**Photometric Performance**

LED Board Watts	Drive Current (mA)	Input Watts	Beam	4100 CCT 80 CRI	
				Lumens	LPW
COB LED 21w	525	21	110°H x 100°V, NEMA 7H x 6V	2,304	110
COB LED 43w		43	100°H x 90°V, NEMA 7H x 6V	4,034	94

**Projected Lumen Maintenance**

Data shown for 4100 CCT		Compare to MH				
TM-21-11	Input Watts	Initial	25,000 Hrs	50,000 Hrs	100,000 Hrs	Calculated LED Life
L70 Lumen Maintenance @ 25°C / 77°F	All wattages up to and including 43w	1.00	0.90	0.80	0.61	76,000
L70 Lumen Maintenance @ 50°C / 122°F		1.00	0.86	0.72	0.44	54,000
L80 Lumen Maintenance @ 40°C / 104°F		1.00	0.88	0.76	0.52	42,000

**NOTES:**

1. Projected per IESNA TM-21-11. Data references the extrapolated performance projections for the 525mA base model in a 25°C ambient, based on 10,000 hours of LED testing per IESNA LM-80-08.
2. Compare to MH box indicates suggested Light Loss Factor (LLF) to be used when comparing to Metal Halide (MH) systems.