

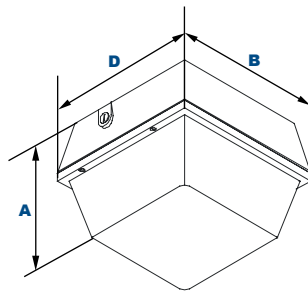


**VN40Q**

L70  
25°C

177,000 Hours

**EasyLED Large Canopy**



**Dimensions**

<b>Width (D)</b>	12 $\frac{1}{4}$ " (314mm)
<b>Length (B)</b>	12 $\frac{1}{4}$ " (314mm)
<b>Height (A)</b>	8 $\frac{1}{8}$ " (219mm)

**Project Information:**

Project Name: \_\_\_\_\_ Fixture Type: \_\_\_\_\_  
 Complete Catalog #: \_\_\_\_\_ Date: \_\_\_\_\_  
 Comments: \_\_\_\_\_

The VN40Q Large Canopy luminaire is available for surface or pendant mounting configurations with an optical distribution designed specifically to replace HID lighting systems up to 175w MH or HPS. Typical lighting applications include retail centers, industrial parks, schools and universities, public transit and airports, office buildings and medical facilities. Mounting heights of 12 to 20 feet can be used based on light level and uniformity requirements.

**Specifications and Features:**

**Housing:**

Die Cast Aluminum Housing, 1/2" Coin Plugs with O-rings for Conduit & Photocell on Two Sides & Back, Nickel-Plated Stainless Steel Hardware.

**Listing & Ratings:**

CSA: Listed for Wet Locations, ANSI/UL 1598, 8750.  
(Damp Locations When Used with VNQM.) IP65 Sealed LED Compartment.

**Finish:**

Textured Architectural Bronze Powdercoat Finish Over a Chromate Conversion Coating. Custom Colors Available Upon Request.

**Lens:**

Standard Clear UV-Stabilized Polycarbonate Prismatic or SoftLED LumaLens Opal UV-Stabilized Polycarbonate Vandal-Resistant Lens

**Mounting Options:**

Mount Directly Over a 4" Recessed Outlet Box, or Use 1/2" Surface Conduit or Quick-Mount Bracket.

**EasyLED LED:**

Aluminum Boards

**Wattage:**

Array: 45.4w, System: 52.6w; (175w HID Equivalent)

**Driver:**

Electronic Driver, 120-277V, 50/60Hz or 347-480V, 50/60Hz; Less Than 20% THD and PF>0.90. Standard Internal Surge Protection 6kV. 0-10V Dimming Standard for a Dimming Range of 100% to 10%; Dimming Source Current is 150 Microamps.

**Controls:**

Fixtures Ordered with Factory-Installed Photocell or Motion Sensor Controls are Internally Wired for Switching and/or 1-10V Dimming Within the Housing. Remote Direct Wired Interface of 1-10V Dimming is Not Implied and May Not Be Available, Please Consult Factory. Fixtures are Tested with LEPC Controls and May Not Function Properly With Controls Supplied By Others. Fixtures are NOT Designed for Use with Line Voltage Dimmers.

**Warranty:**

5-Year Warranty for -40°C to +40°C Environment.

See Page 3 for Projected Lumen Maintenance Table.

**Certification & Listings:**



DesignLights Consortium™  
Qualified Luminaire:  
VN40QF1X45U5KS\*



Specifications subject to change without notice. Rev. 111920



**Order Information Example: VN40QF1X45U5KSZSP**

VN40Q	F	1X45					
Model	Optics	Wattage	Driver	CCT	Lens	Color	Options
VN40Q= EasyLED Large Canopy	F=Type V	1X45=45w	U=120-277V H=347-480V	4K=4000K 5K=5000K	S=Standard Clear UV-Stabilized Polycarbonate Prismatic Lens L=SoftLED LumaLens Opal UV-Stabilized Polycarbonate Lens	Z=Bronze C=Custom (Consult Factory)	SF=Single Fuse* DF=Double Fuse* SP=Surge Protection PC3=Photocell, 120-277VAC S2=Microwave Sensor with Dimming for Mounting Heights of 8' to 40' * S4=Microwave On/Off Motion Sensor for Mounting Heights of 8' to 19' * QM=Quick Mount/Pendant Mount BU=Battery Backup, 90 Minutes* BUC=Cold Start Battery Backup, -20°C, 90 Minutes*  *120-277V Models Only.

**Accessories & Replacement Parts:**

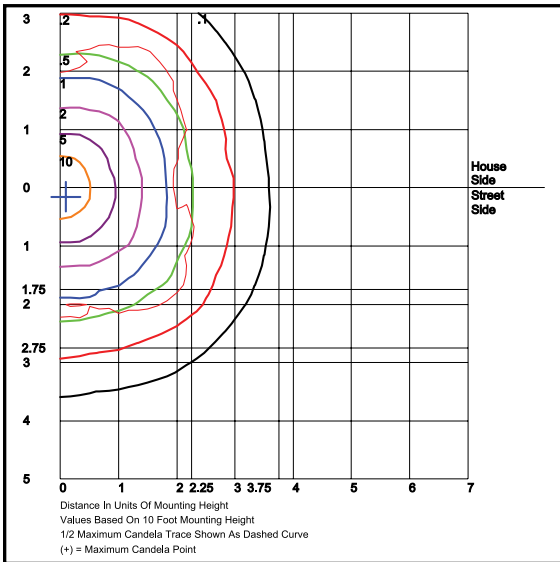
**Replacement Parts (Order Separately, Field Installed)**

VN40PC4	Clear Prismatic UV-Stabilized Polycarbonate Lens with Four (4) Screw Holes
VN40PW	SoftLED LumaLens Opal UV-Stabilized Polycarbonate Lens
VNQM	Hinged Quick-Mount Bracket, Stamped Steel, Mount Over Recessed Electrical Box, or Use 3/4" NPS Downrod for Pendant Mounting. CSA Listed for Damp Location Mounting.
P18103	120-277VAC Photocell
P17117	Internal Microwave Sensor with Dimming for Mounting Heights of 8 to 40'. 120-277VAC, 50/60Hz
P17123	Internally Mounted Microwave On/Off Motion Sensor for Mounting Heights of 8' to 19', 120-277VAC, 50/60Hz

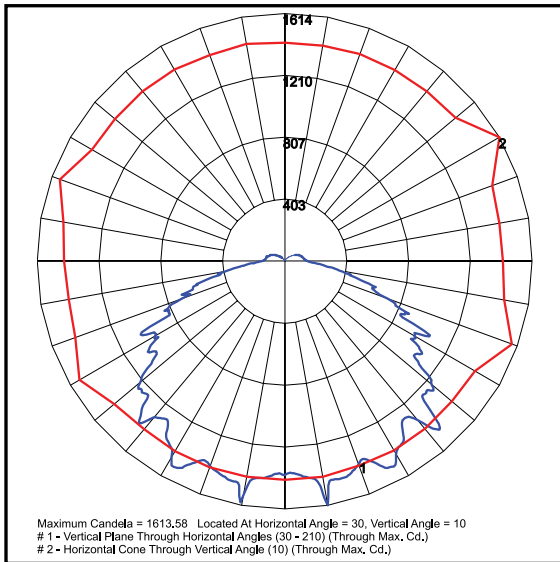
For Replacement Battery Backup, see the LEPG LED Battery Backup Specification Sheet.



**Photometric Data**



**VN40QF1X45U5KS**  
**Type V**  
 Grid in MH  
 MH=10 Feet



**VN40QF1X45U5KS**  
**Type V**



**Photometric Performance**

LED Board Watts	Drive Current (mA)	Input Watts	Optics	5000 CCT 80 CRI					4000 CCT 80 CRI				
				Lumens	LPW	B	U	G	Lumens	LPW	B	U	G
EasyLED 45w	117	53	Type V	6,267	118	2	3	2	6,016	114	2	3	2

**Projected Lumen Maintenance**

Data shown for 5000 CCT TM-21-11	Input Watts	Compare to MH					Calculated LED Life
		Initial	25,000 Hrs	50,000 Hrs	100,000 Hrs		
L70 Lumen Maintenance @ 25°C / 77°F	53	1.00	0.96	0.92	0.83	177,000	
L70 Lumen Maintenance @ 50°C / 122°F		1.00	0.93	0.85	0.71	102,000	
L80 Lumen Maintenance @ 40°C / 104°F		1.00	0.94	0.87	0.74	78,000	

**NOTES:**

1. Projected per IESNA TM-21-11. Data references the extrapolated performance projections for the 117mA base model in a 25°C ambient, based on 10,000 hours of LED testing per IESNA LM-80-08.
2. Compare to MH box indicates suggested Light Loss Factor (LLF) to be used when comparing to Metal Halide (MH) systems.